
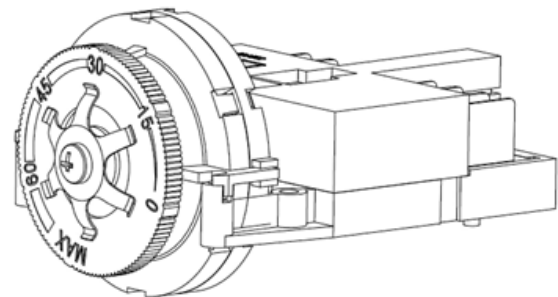
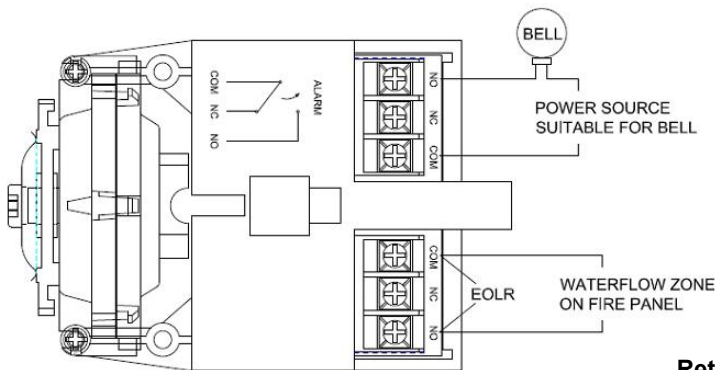


TFS02 – Glue-In Flow Switch

- Rating Working Pressure: Max 175 PSI (1.2 MPa)
- Flow Sensitivity Range for Signal: 4 ~ 10GPM (15.0 ~ 37.5 L/min)
- Maximum Surge: 18 FPS (5.5 m/s)
- Contact Ratings: Two sets of SPDT (Form C)
10.1 Amps at 125/250 VAC
2.0 Amps at 24 VDC
- Operating Temperature Range: 40 °F to 120 °F (4.5 °C to 49 °C)
- Enclosure Rating: NEMA 4- suitable for indoor/outdoor use
- Conduit Entrances: Two openings for 1/2" conduit
One open, one knock-out type
- Compatible Pipe: Fits 1", 1¼", 1½" and 2" CPVC plastic fittings
- Service Use: Automatic Sprinkler: NFPA-13
One or Two Family Dwelling: NFPA-13D
Residential Occupancies up to 4 stories: NFPA-13R
- National Fire Alarm Code: NFPA-72
- Cover Material: Aluminum Die-casting. Alternative Material Plastic



Typical Electrical Connections and Time Delay Adjustment



Retard device can be set from "0" to "MAX" position, delay time can be set from 0 ~ 90 secs

Dimensions

Pipe Size		W		H		M		S (Space)	
in.	DN	in.	mm	in.	mm	in.	mm	in.	mm
1	25	3.75	95.3	7.58	192.5	4.17	106	0.82	20.8
1¼	32	3.75	95.3	7.88	200.2	4.17	106	0.64	16.3
1½	40	3.75	95.3	8.2	208.3	4.17	106	0.64	16.3
2	50	3.75	95.3	8.8	223.5	4.17	106	0.66	16.8

